



**GEETA DEVI D A V PUBLIC SCHOOL
BHANDARKOLA, SATAR ROAD, DEOGHAR**

SUMMER VACATION ASSIGNMENT- (2024-25)


Class:- II

NAME _____ SECTION-_____

SUBJECT -EVS

Know Me

Paste your photo

I  love my family

• Paste your family photo

I am

• years old.

• I read in ...


• **CLASS 2**

I study in

• **G D DAV Public School,**



I live in.....



•Deoghar

*My favourite
place.....*



My nearest hospital.....



I Want to be a



• Note:- Take the print out of these pages and fill it.

- Find out ten body parts from the word grid .Also write them down in the given space. First one is done for you .



Tongue

.....

.....
.....
.....
.....

- Draw or paste food item we get from plants and animals.
- Paste some real grains, pulses and nuts on A4 size paper.
- Learn and write the following questions and answers in your C/W copy.

Chapter -02

1) Why do we keep ourselves clean?

Ans:- We keep ourselves clean to be healthy.

2) What happens if we do not take a bath?

Ans:- If we do not take a bath regularly, we smell.

3) Mention five activities that we do everyday to keep ourselves clean?

Ans:- The five activities are following:-

- i) Take a shower every day.
- ii) Use a dustbin.
- iii) Use clean clothes.
- iv) We should brush our teeth twice a day.
- v) We should comb our hair regularly.

SUB:-ENGLISH

Q.NO.1. -Learn and Write Question Answer of Chapter 3 and 4 in your copy.

CHAPTER—3 Puss and the Parrot

Q.a) Who is hungry?

Ans:- Puss is hungry.

Q.b) Whom does Puss want to eat?

Ans:-Puss wants to eat the parrot.

Q.c) Where is the parrot sitting?

Ans:- The parrot is sitting on a tree.

Q.d) Who is more clever -Puss or the parrot?

Ans:- Parrot is more clever.

CHAPTER— 4 The Helpful Friends

Q.a) Who is Chirpy?

Ans:-Chirpy is a sparrow.

Q.b) Who is Chirpy's friend?

Ans:-Tuk-Tuk the giraffe is Chirpy's friend.

Q.c) Whom does Tuk-Tuk call for help?

Ans:-Tuk-Tuk calls the rabbit ,the deer and the pigeon for help.

Q.d)What things do all the animals collect for making a nest?

Ans:-All the animals collect twigs, leaves ,and Feathers for making a nest.

Q2)Learn and Write about **MY SCHOOL** with picture.

About My School

1)The name of my school is **Geeta Devi DAV Public School.**

2)It is situated in Bhandarkola Satar Deoghar.

3)**Sri Balram Kumar Jha** is the principal of my school.

4)In my school classes run from LKG to XII.

5)There are about four thousand students in my school.

6)There are about 115 teachers in my school.

7)All teachers are very caring.

8)There is a big playground, MP hall, Library, Computer Labs, Park etc. in my school.

9)The Clean and positive atmosphere of our school inspires us to study.

10)I like my school very much.



Q.3.:-Write "ar" sound word in your CW copy

Say 'ar' as in

star

lark
park
dark
bark
mark
shark
spark

part
cart
dart
chart
start
smart

arm
farm
alarm

card

large
barge

far
car
scar
bar
jar
star

party



Q.4:- Draw and Complete the word train in your CW copy.



4

Helpful Friends

WORKSHEET 1

In Lesson-4 'Helpful Friends', Chirpy has invited her friends for a party. Let us join them in playing games by completing the following word train.



For the teacher: Tell the students that the second word should begin with the last letter of the first word and so on. This can be played verbally also like 'Antyakshari'. Encourage your students to play this game often.

WORKSHEET :-1

Take a print out ,Do it and Paste it in your CW copy

Look at the given picture carefully. Fill in the blanks with the correct prepositions from the box given below.

in	behind	beside	under	on	between	in front of
----	--------	--------	-------	----	---------	-------------



1. The dog is _____ the bed.
 2. The bed is _____ study table and a drawer.
 3. The lamp is _____ the study table.
 4. The books are _____ the yellow box.
 5. The cat is _____ the computer.
 6. The boxes are _____ the bed.
 7. The study table is _____ the bed.
-

WORKSHEET:-2

Take a print out ,Do it and paste it in your copy.

FILL IN THE BLANKS WITH " AM / IS / ARE " :

1. The girl _____ wearing a red hat.	
2. My sister _____ eating an egg.	
3. The yak _____ a wild animal.	
4. I _____ afraid of bats.	
5. The dog _____ a pet animal.	
6. The ants _____ black in colour.	
7. These _____ beautiful flowers.	
8. The sun _____ shining bright.	
9. You _____ a nice boy.	
10. I _____ reading a book.	

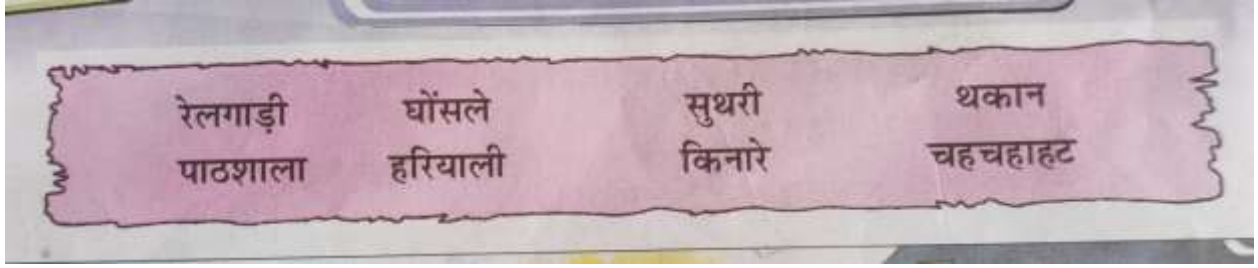
ACTIVITY:-

Look around of your house and write five names of person, place, animals, birds and things in the different column. Do it in A4 size chart paper.

PERSON. PLACE. ANIMALS BIRDS. THINGS

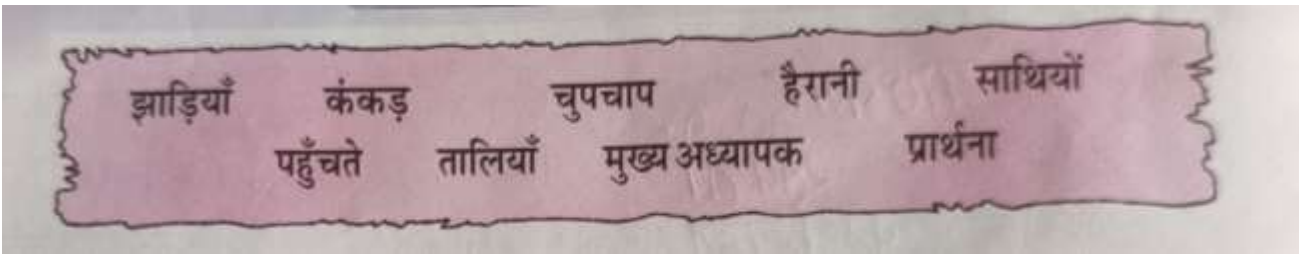
SUBJECT- HINDI

- पाठ 3 एव 4 के कठिन शब्दों को याद करें एव हिंदी कक्षा कार्य की कॉपी में लिखें।



- पाठ 3
- पाठ 4

- उचित संज्ञा से खाली स्थान भरिए-



तितली	पतंग	घर	कोयल	मछली
शेर	आसमान	दिल्ली	बच्चे	आम

1. जंगल का राजा _____ है।
2. फूल पर _____ बैठी है।
3. मोहन का _____ है।
4. पिता जी बाज़ार से _____ लाए हैं।
5. बगीचे में _____ खेल रहे हैं।
6. रमेश _____ उड़ा रहा है।
7. _____ नीला है।
8. तालाब में _____ तैर रही है।
9. _____ गाना गा रही है।
10. लालकिला _____ में है।

* लिंग बदले-

1.रानी-

2 मोर-

3 चाचा-

4लड़की-

5 दादा-

6पिता-

7भाई

8 शेर

- गांव एवं शहर के चित्रों की छायाप्रति(printout) निकालकर अपनी कक्षाकार्य की कॉपी में चिपकाए या बनाए एवं उनमें दी गई वस्तुओं के नाम लिखिए।

*शहर


1-----

2-----

3-----

4-----

5-----



*गांव


1-----

2-----

3-----

4-----

5-----



- विपरीत शब्द लिखिए-

1 दिन-

2 आज-

3 पुराना-

4 आगे-

5 छोटा-

6 सुबह-

7 मोटा-

8 गरम-

- आओ सीखें -

1 सूरज की----- से सीखो,

2 तुम सदा -----पर उठना

3 -----से आगे बढ़ना।

4 इधर उधर मत फेको -----

5 -----में ही डालो कूड़ा ।

6 सदा -----में पाठ पढ़ो,

- मेरा परिचय

1 मेरा नाम-----है।

2 मैं-----साल का/की हूँ।

3 मैं-----कक्षा में पढ़ता/पढ़ती हूँ।

4 मेरे स्कूल का नाम-----है।

5 मैं-----शहर में रहता/रहती हूँ।

- वचन बदलिए-

1 झाड़ी--

2 साड़ी-

3 पंखुड़ी-

4 खिड़की-

5 लड़की-

6 रानी-

7 तितली-

8 रेलगाड़ी-

*) घर में निम्नलिखित मात्राओं से प्रयोग होने वाले दो-दो शब्द लिखिए-

1 ओ -----,-----

2 अं -----,-----

3 अः -----,-----

SUBJECT-MATHS

WORKSHEET 1

Write the digits in **Place Value Chart**

Numeral	H	T	O
126			
131			
198			
175			
345			
221			
450			
389			
267			
184			
330			
581			
203			
345			
409			
589			
733			
890			
111			

PRACTICE WORKSHEET

Name : _____ Roll No. : _____

Class : _____ Date : _____

ASCENDING AND DESCENDING ORDER

1 Arrange the numbers in ascending order.

179, 198, 154, 160, 6

--	--	--	--	--

68, 148, 28, 118, 180

--	--	--	--	--

20, 126, 62, 169, 46

--	--	--	--	--

52, 75, 39, 40, 19

--	--	--	--	--

2 Arrange the numbers in descending order.



194	45	82	170	117



49	174	26	162	54

119	29	82	160	99

168	42	24	190	72



Worksheet-2

Subject - Maths Class 2

Write each number in words.

1. 614

1. 902

2. 648

2. 342

3. 400

3. 235

4. 556

4. 964

5. 225

5. 834

6. 737

6. 175

7. 911

7. 321

8. 518

8. 486

9. 425

9. 801

10. 125

10. 706

Note_ Do it in Maths copy

Worksheet-3

Put the right sign < , > or =

$$100 + 90 \square 199$$

$$642 \square 600 + 42$$

$$945 \square 900 + 15$$

$$799 \square 800 + 99$$

$$450 + 1 \square 451$$

$$860 + 7 \square 807$$

Note -Do it in Maths copy

Worksheet-4



Name:

Section:

Date:

Teacher:

BEFORE & AFTER



Fill in the numbers that come before and after:

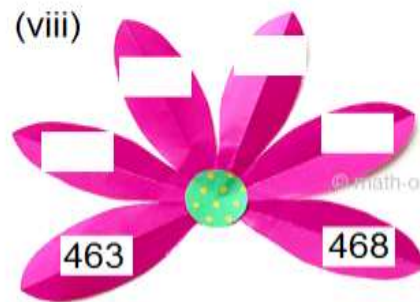
<input type="text"/>	161	<input type="text"/>	<input type="text"/>	171	<input type="text"/>
<input type="text"/>	165	<input type="text"/>	<input type="text"/>	174	<input type="text"/>
<input type="text"/>	168	<input type="text"/>	<input type="text"/>	179	<input type="text"/>
<input type="text"/>	183	<input type="text"/>	<input type="text"/>	192	<input type="text"/>
<input type="text"/>	187	<input type="text"/>	<input type="text"/>	195	<input type="text"/>
<input type="text"/>	189	<input type="text"/>	<input type="text"/>	198	<input type="text"/>

KIDPID.COM




Note _ Do it in Maths copy

Project

Note. - Do it in a A4 size chart paper as given here



Worksheet -5

100~500  Greater Than
 or Equal To
Less Than 

Write in the symbol that makes the problem true.

$>$, $<$ or $=$

1. 161 <input type="text"/> 116	2. 492 <input type="text"/> 385	3. 277 <input type="text"/> 274
4. 333 <input type="text"/> 338	5. 432 <input type="text"/> 498	6. 204 <input type="text"/> 204
7. 286 <input type="text"/> 118	8. 386 <input type="text"/> 322	9. 231 <input type="text"/> 130
10. 500 <input type="text"/> 483	11. 312 <input type="text"/> 412	12. 429 <input type="text"/> 357
13. 101 <input type="text"/> 101	14. 150 <input type="text"/> 510	15. 334 <input type="text"/> 293

Note -Do it in Maths copy

Assignment

Learn and write multiplication table 1 to 10

$1 \times 1 = 1$
 $1 \times 2 = 2$
 $1 \times 3 = 3$
 $1 \times 4 = 4$
 $1 \times 5 = 5$
 $1 \times 6 = 6$
 $1 \times 7 = 7$
 $1 \times 8 = 8$
 $1 \times 9 = 9$
 $1 \times 10 = 10$

$2 \times 1 = 2$
 $2 \times 2 = 4$
 $2 \times 3 = 6$
 $2 \times 4 = 8$
 $2 \times 5 = 10$
 $2 \times 6 = 12$
 $2 \times 7 = 14$
 $2 \times 8 = 16$
 $2 \times 9 = 18$
 $2 \times 10 = 20$

$3 \times 1 = 3$
 $3 \times 2 = 6$
 $3 \times 3 = 9$
 $3 \times 4 = 12$
 $3 \times 5 = 15$
 $3 \times 6 = 18$
 $3 \times 7 = 21$
 $3 \times 8 = 24$
 $3 \times 9 = 27$
 $3 \times 10 = 30$

$4 \times 1 = 4$
 $4 \times 2 = 8$
 $4 \times 3 = 12$
 $4 \times 4 = 16$
 $4 \times 5 = 20$
 $4 \times 6 = 24$
 $4 \times 7 = 28$
 $4 \times 8 = 32$
 $4 \times 9 = 36$
 $4 \times 10 = 40$

$5 \times 1 = 5$
 $5 \times 2 = 10$
 $5 \times 3 = 15$
 $5 \times 4 = 20$
 $5 \times 5 = 25$
 $5 \times 6 = 30$
 $5 \times 7 = 35$
 $5 \times 8 = 40$
 $5 \times 9 = 45$
 $5 \times 10 = 50$

$6 \times 1 = 6$
 $6 \times 2 = 12$
 $6 \times 3 = 18$
 $6 \times 4 = 24$
 $6 \times 5 = 30$
 $6 \times 6 = 36$
 $6 \times 7 = 42$
 $6 \times 8 = 48$
 $6 \times 9 = 54$
 $6 \times 10 = 60$

$7 \times 1 = 7$
 $7 \times 2 = 14$
 $7 \times 3 = 21$
 $7 \times 4 = 28$
 $7 \times 5 = 35$
 $7 \times 6 = 42$
 $7 \times 7 = 49$
 $7 \times 8 = 56$
 $7 \times 9 = 63$
 $7 \times 10 = 70$


$8 \times 1 = 8$
 $8 \times 2 = 16$
 $8 \times 3 = 24$
 $8 \times 4 = 32$
 $8 \times 5 = 40$
 $8 \times 6 = 48$
 $8 \times 7 = 56$
 $8 \times 8 = 64$
 $8 \times 9 = 72$
 $8 \times 10 = 80$

$9 \times 1 = 9$
 $9 \times 2 = 18$
 $9 \times 3 = 27$
 $9 \times 4 = 36$
 $9 \times 5 = 45$
 $9 \times 6 = 54$
 $9 \times 7 = 63$
 $9 \times 8 = 72$
 $9 \times 9 = 81$
 $9 \times 10 = 90$

$10 \times 1 = 10$
 $10 \times 2 = 20$
 $10 \times 3 = 30$
 $10 \times 4 = 40$
 $10 \times 5 = 50$
 $10 \times 6 = 60$
 $10 \times 7 = 70$
 $10 \times 8 = 80$
 $10 \times 9 = 90$
 $10 \times 10 = 100$

Note - Do it in Maths copy.

Project



Note - Use A4 size chart paper and make as given in the example .

SUBJECT – GENERAL KNOWLEDGE

KNOW ABOUT JHARKHAND:

- 1) Name of your state - **Jharkhand**
- 2) when was Jharkhand formed as a new state - **15th November 2000**
- 3) Capital of Jharkhand - **Ranchi**
- 4) Number of district in Jharkhand - **24**
- 5) Name of your district - **Deoghar**
- 6) Chief Minister of Jharkhand - Mr Champai Soren
- 7) Governor of Jharkhand - Mr. C.P. Radhakrishnan
- 8) Two main rivers of Jharkhand - Damodar ,Mayurakshi
- 9) Two main hills of Jharkhand - Parasnath , Tagore
- 10) Two main temples - Baidyanath temple , Rajrappa temple
- 11)Two water fall - Dassam ,Hundru
- 12) State tree of Jharkhand – Sal
- 13) State flower of Jharkhand - Palash
- 14) State bird of Jharkhand-koel.
- 15)State animal of Jharkhand-Elephant



LEARN IT.

READ THE NAME OF ALL DISTRICT OF JHARKHAND.

KNOW ABOUT INDIA:

- 1) Name of your country - India
- 2) Capital of India - New Delhi
- 3) Prime Minister of India - Mr Narendra Damodar Das Modi
- 4) President of India - Mrs Draupadi Murmu
- 5) Vice President of India - Mr Jagdeep Dhankhar
- 6) Number of states in India - 28
- 7) Number of union territories in India - 08
- 8) National river of India - Ganga
- 9) Name of the Continents - Asia, Africa , North America , South America, Antarctica , Australia , Europe
- 10) continent where you live - Asia
- 11) Name of the Ocean - Atlantic , Pacific, Indian , Arctic , Antarctic

- 12) Who wrote National Anthem
- 13) Who wrote National song
- 14) Four Directions
- 15) Largest desert in India

- Ravindranath Tagore
- Bankim Chandra Chatterjee
- East, West, North, South
- Thaar

LEARN IT.



READ THE NAME OF ALL STATES OF INDIA.

OUR NATIONAL SYMBOLS हमारे राष्ट्रीय प्रतीक

राष्ट्रगान

जन-गण-मन अधिनायक जय हे
भारत-भाग्य विधाता।
पंजाब-सिंध-गुजरात-मराठा
द्राविड़ उत्कल बंग,
विंध्य-हिमाचल-यमुना-गंगा
उच्छल-जलधि-तरंग।
तव शुभ नामे जागे,
तव शुभ आशिष मांगे,
गाहे तव जय गाथा।
जन-गण-मंगलदायक जय हे,
भारत-भाग्य विधाता।
जय हे, जय हे, जय हे,
जय जय जय जय हे॥



-रवीन्द्रनाथ टैगोर

राष्ट्रगीत

वन्दे मातरम्!
सुजलाम्, सुफलाम्, मलयज-शीतलाम्,
शस्यश्यामलाम्, मातरम्!
शुभ्रज्योत्सना, पुलकितयामिनीम्
फुल्लकुसुमित द्रमदल शोभिनीम्
सुहासिनीम् सुमधुर भाषिणीम्
सुखदाम्, वरदाम्, मातरम्!



-बंकिमचन्द्र चटर्जी



राष्ट्रीय ध्वज
National Flag



राष्ट्रीय-चिह्न
National Emblem



राष्ट्रीय पुष्प - कमल
National Flower - Lotus



राष्ट्रीय पक्षी- मयूर
National Bird-Peacock (Mayur)



राष्ट्रीय घन्तु - बाघ (पैन्थरा)
National Animal- Tiger (Panthera)



राष्ट्रीय फल-आम
National Fruit - Mango



राष्ट्रीय मुद्रा-रुपया
National Currency-Rupee



राष्ट्रीय नदी-गंगा
National River-Ganges



राष्ट्रीय वृक्ष-बरगद
National Tree-Banyan



राष्ट्रीय जलीय जीव-गिवा डोल्फिन
National Aquatic Animal-River Dolphin

LEARN ALL NATIONAL SYMBOLS .

TAKE THE PRINT OUT OF ALL PAGES AND PASTE IN YOUR G.K COPY.

- **Write the name of any 10 famous places of Deoghar and paste their pictures in GK copy.**

SUBJECT – NAITIK SHIKSHA

Follow these tips to make your vacation a fruitful and happy period.

- Greet all elders in the morning



- Learn to listen
- Be kind
- Help others



- Always speak Truth
- Gently care for animals
- Sow a plant in a pot and give water.
- Talk to your grandparents and have a meal together.
- Always use 4 magical words Please,Sorry,Thank you,Excuse me as basics of good manners.

Activity

Make a "Thank You" card for your Mother.



